

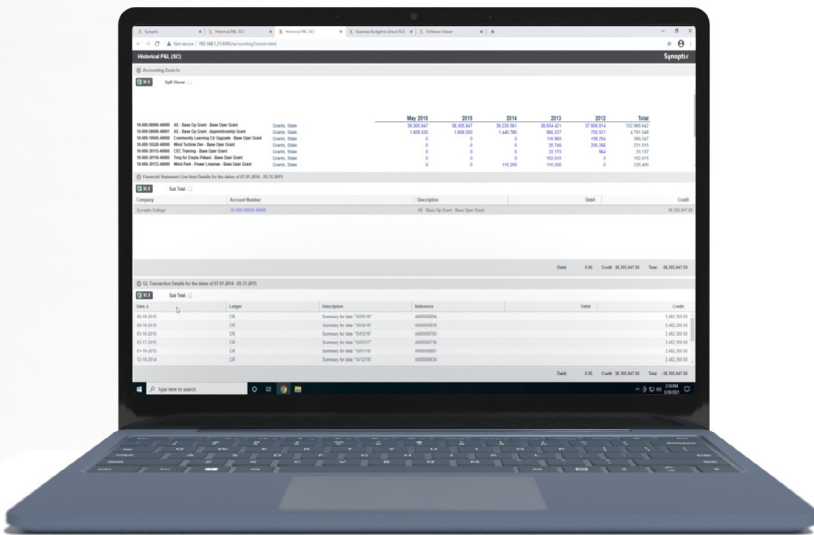


SYNOPTIX

PRODUCT GUIDE

REPORTING | FORECASTING | BUDGETING





COMPLEX REPORTING
MADE EASY

Synoptix has partnered with Acumatica

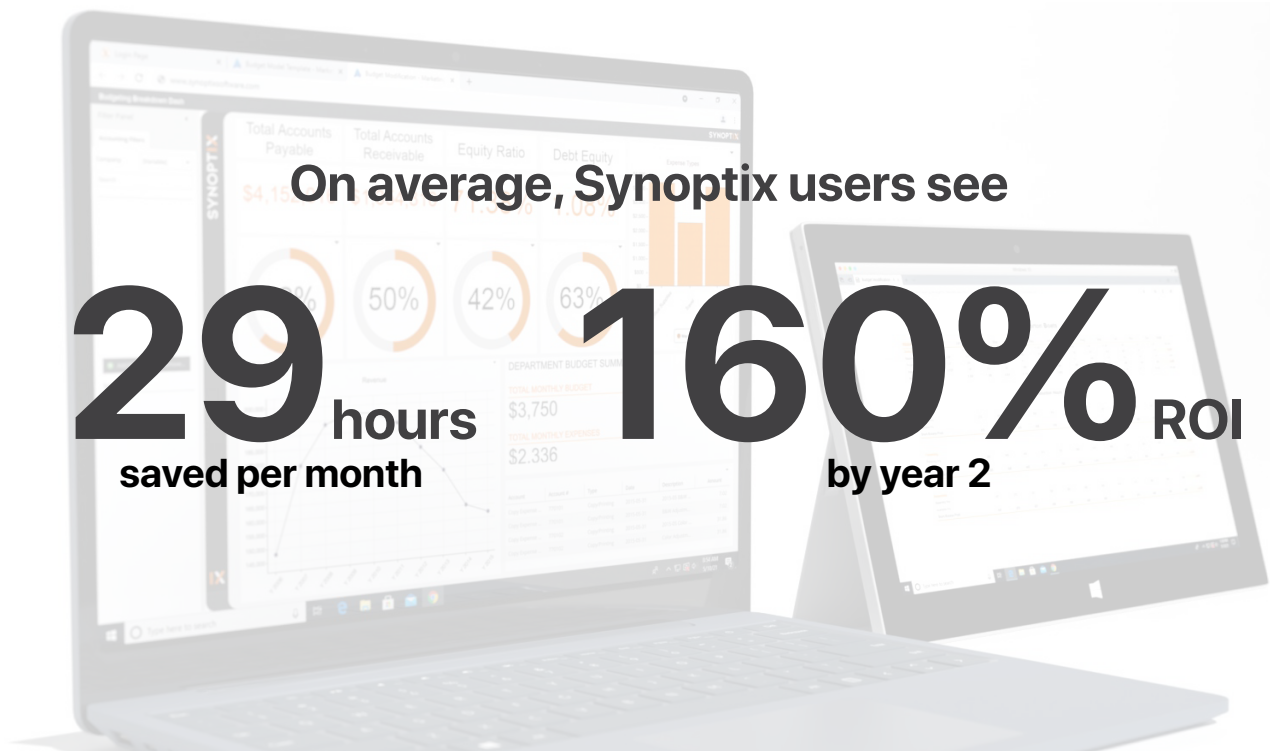
to deliver a fully-integrated business intelligence tool that empowers finance professionals to easily create on-demand financial and operational reports, forecasts, and budgets.

Synoptix is a leading innovator of financial reporting, budgeting and forecasting software **designed to make your complex reporting and planning easy.**

Access your real-time data with complete drill-down functionality **without IT** from multiple ERPs, spreadsheets, or other data points.

Whether you are a financial firm that requires instant insights, or a distributor or manufacturer that needs complex multi-level information, Synoptix empowers you to optimize your business's financial health with data-driven decision making.

Better insights.
Better Decisions.



On average, Synoptix users see

29 hours
saved per month

160% ROI
by year 2

FEATURES

Business Intelligence

Empower your team with access to financial and operational data. No matter the source: spreadsheets, multiple ERPs or any other data point, you can generate reports, improve forecasting, monitor funds and so much more. All with complete drill down functionality to the details that make up any balance.

Budgeting Made Easy

Cut your budgeting time in half. Easily create unlimited budget templates by account numbers and account segments. Quickly compare budget to actual reports all in one too. Add this module to your Synoptix purchase at any time. Reach out to our Synoptix Sales Team for details.

Interactive Dashboards

Easily see and understand what matters most to you. Faster insights. More clear visibility. Our smart dashboards monitor key metrics and put actionable information in the hands of your users.

Team Collaboration

Our CollabX tool provides added insights to any balance. It allows users to communicate within their reports & provide additional documentation or ask questions to anyone who may be reviewing the report. All information will then be available every time you run the report.



Real-time visibility into all of your data - no matter the source.



Instant reports with interactive drill-downs.



Dynamic dashboards with tailored KPIs.



Schedule multi-format reports for distribution.



Communicate and add documentation/notes in reports.



Consolidations and eliminations made easy.



Simple & quick implementation with immediate benefits.



Deployment flexibility from the Cloud or on-site.

TESTIMONIALS



"Once they learn to trust that this is really the same information that you're manipulating for hours to get too, more people are on board, and I sing the praises every chance I get at every meeting about systems and IT."

Yvette Raymond [\(Click to see more\)](#)
Controller, Prince George's Community College

"It really is that easy to use, so anybody familiar with spreadsheets, just let the whole accounting office learn how to do it so you don't bottleneck... Synoptix has exceeded our expectations."

Toni Hill [\(Click to see more\)](#)
Director of Administrative and Financial Systems Support



"Just the way we do business, the way we look at our data, the way we look at our reporting has just changed... We have data displayed in a different way, in a more effective way."

Ryan Allen [\(Click to see more\)](#)
Director of Operations, Salt Lake Cable

More case studies from organizations like:



**KOCHER
+ BECK**



[Click for more](#)

LEARN MORE

Making the switch is fast and easy

Cloud or local installation and setup done by our tech team. **Thousands of installs** and counting.


Connect to your ERP/ Datapoints, along with training and onboarding - **all in hours, not weeks.**

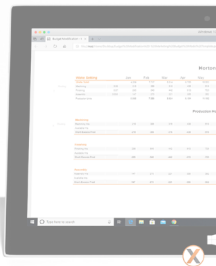
Create custom reports in **hours, not months.**

Click here
for a customized demo

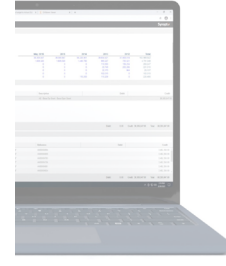
OR

Click here
to view a recorded demo

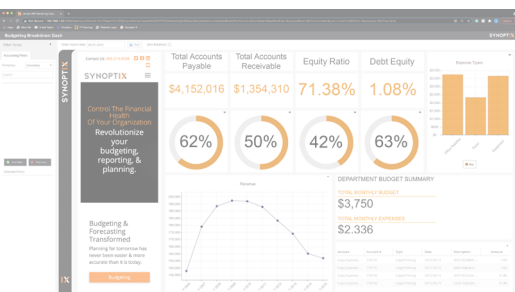
"I don't even want to think about going back to the way this was done **before Synoptix**... Synoptix has made my job so much easier."
 Freeman Marine
Dana Smith,
Financial Manager of Freeman Marine



"We probably spent **10 hours** for our reporting alone. Now all I have to do is **change the date and run the report.**"
 Kocher+Beck
Daniel Grammatikos,
VP of Finance



"Overall, we've saved between **one to two hundred hours** of consulting time alone... Synoptix helps these smart people show their managerial skills and abilities."
 FLIR Systems
Rozal Martens,
Manager of Biodefense Operations



Year	Month	Metric 1	Metric 2	Metric 3
2015	Jan	100	200	300
2015	Feb	150	250	350
2015	Mar	200	300	400
2015	Apr	250	350	450
2015	May	300	400	500
2015	Jun	350	450	550
2015	Jul	400	500	600
2015	Aug	450	550	650
2015	Sep	500	600	700
2015	Oct	550	650	750
2015	Nov	600	700	800
2015	Dec	650	750	850

Dealer Name	Jan	Feb	Mar	Apr	May	Jun	Jul	Aug	Sep	Oct	Nov	Dec	Total
Dealer A	100	150	200	250	300	350	400	450	500	550	600	650	4100
Dealer B	120	180	240	300	360	420	480	540	600	660	720	780	4800
Dealer C	140	210	280	350	420	490	560	630	700	770	840	910	5500

Category	Metric 1	Metric 2	Metric 3	Metric 4
Category A	100	200	300	400
Category B	150	300	450	600
Category C	200	400	600	800
Category D	250	500	750	1000
Category E	300	600	900	1200

Report Properties | Footer

Report Name: [Field]

Report Description: [Field]

Report Type: [Field]

Report Frequency: [Field]

Report Date Range: [Field]

Report Columns: [Field]

Report Rows: [Field]

Report Footer: [Field]

Report Properties | Footer

+ See More